

How to Access Your Meeting Archive

Subject: URPL 590



To access the archive of the meeting go to: <https://www.livemeeting.com/cc/wislineweb/view>



--Enter Your Name

--Recording ID: **URPL590-090507**

--Recording Key: (Leave Blank)

--Click View Recording

--Click the ICON for either Microsoft Office Live Meeting High-Fidelity Presentation () OR Microsoft Office Live Meeting Replay () as shown below.

View	Format	Available
	Microsoft Office Live Meeting High-Fidelity Presentation	Yes
	Microsoft Office Live Meeting Replay	Yes

NEW! Archives remain on the web for **365 days** following the conference. You and your attendees may view the archive as many times as you wish during this time at no extra charge.

To view the archives in Office Live Meeting Replay format, you will need:

--Flash Player version 8 or higher.

--Windows Media® technologies player, version 9 or later (version is checked when the meeting client starts).

Note: Neither Microsoft Windows Media® Player 9 nor 10 are available on Sun® Solaris™ or Linux®. Windows Media® technologies player, version 9 is available on Apple® Macintosh®. Windows Media Player is available from the Microsoft web site.

For **Quick Help** with logging in, getting the system requirements for Live Meeting 2007, or downloading the Microsoft Office Live Meeting 2007 Client, go to:

<http://www.uwex.edu/ics/wlw/quickhelp>

Thank you for using WisLine Web, a service of the University of Wisconsin-Extension. For more information about WisLine Web, go to <http://www.uwex.edu/ics/wlw>.

